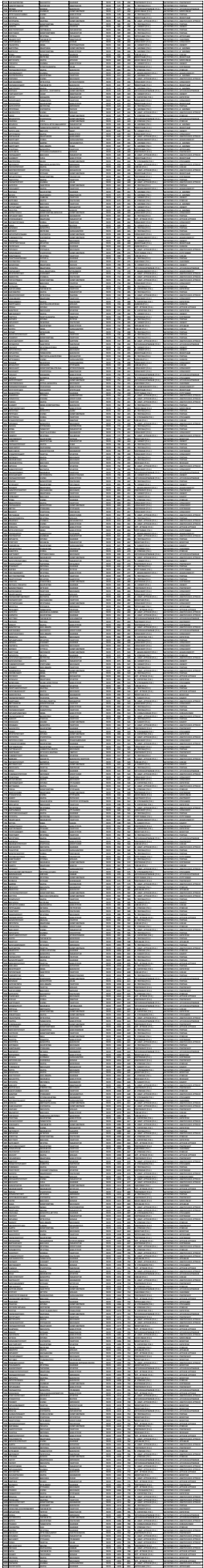
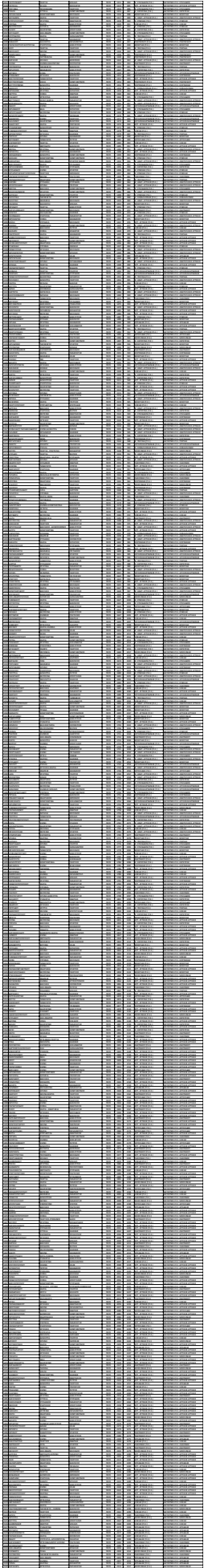
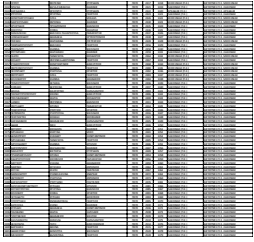


Year	Q1	Q2	Q3	Q4	Annual Total
2000	100	100	100	100	400
2001	100	100	100	100	400
2002	100	100	100	100	400
2003	100	100	100	100	400
2004	100	100	100	100	400
2005	100	100	100	100	400
2006	100	100	100	100	400
2007	100	100	100	100	400
2008	100	100	100	100	400
2009	100	100	100	100	400
2010	100	100	100	100	400
2011	100	100	100	100	400
2012	100	100	100	100	400
2013	100	100	100	100	400
2014	100	100	100	100	400
2015	100	100	100	100	400
2016	100	100	100	100	400
2017	100	100	100	100	400
2018	100	100	100	100	400
2019	100	100	100	100	400
2020	100	100	100	100	400
2021	100	100	100	100	400
2022	100	100	100	100	400
2023	100	100	100	100	400
2024	100	100	100	100	400
2025	100	100	100	100	400
2026	100	100	100	100	400
2027	100	100	100	100	400
2028	100	100	100	100	400
2029	100	100	100	100	400
2030	100	100	100	100	400
2031	100	100	100	100	400
2032	100	100	100	100	400
2033	100	100	100	100	400
2034	100	100	100	100	400
2035	100	100	100	100	400
2036	100	100	100	100	400
2037	100	100	100	100	400
2038	100	100	100	100	400
2039	100	100	100	100	400
2040	100	100	100	100	400
2041	100	100	100	100	400
2042	100	100	100	100	400
2043	100	100	100	100	400
2044	100	100	100	100	400
2045	100	100	100	100	400
2046	100	100	100	100	400
2047	100	100	100	100	400
2048	100	100	100	100	400
2049	100	100	100	100	400
2050	100	100	100	100	400
2051	100	100	100	100	400
2052	100	100	100	100	400
2053	100	100	100	100	400
2054	100	100	100	100	400
2055	100	100	100	100	400
2056	100	100	100	100	400
2057	100	100	100	100	400
2058	100	100	100	100	400
2059	100	100	100	100	400
2060	100	100	100	100	400
2061	100	100	100	100	400
2062	100	100	100	100	400
2063	100	100	100	100	400
2064	100	100	100	100	400
2065	100	100	100	100	400
2066	100	100	100	100	400
2067	100	100	100	100	400
2068	100	100	100	100	400
2069	100	100	100	100	400
2070	100	100	100	100	400
2071	100	100	100	100	400
2072	100	100	100	100	400
2073	100	100	100	100	400
2074	100	100	100	100	400
2075	100	100	100	100	400
2076	100	100	100	100	400
2077	100	100	100	100	400
2078	100	100	100	100	400
2079	100	100	100	100	400
2080	100	100	100	100	400
2081	100	100	100	100	400
2082	100	100	100	100	400
2083	100	100	100	100	400
2084	100	100	100	100	400
2085	100	100	100	100	400
2086	100	100	100	100	400
2087	100	100	100	100	400
2088	100	100	100	100	400
2089	100	100	100	100	400
2090	100	100	100	100	400
2091	100	100	100	100	400
2092	100	100	100	100	400
2093	100	100	100	100	400
2094	100	100	100	100	400
2095	100	100	100	100	400
2096	100	100	100	100	400
2097	100	100	100	100	400
2098	100	100	100	100	400
2099	100	100	100	100	400
2100	100	100	100	100	400







The image shows a small, square grid of black and white squares. The grid is composed of approximately 10 columns and 10 rows of squares. The squares are arranged in a regular pattern, with some squares being black and others being white. This pattern is characteristic of a barcode or a data matrix used for identification or tracking.